

SAMPLE

The Very Hungry Caterpillar

Eric Carle

Robust Vocabulary Resource



Licensed to:

The licensee is permitted to photocopy this material for their personal use/in their practice/school/clinic.

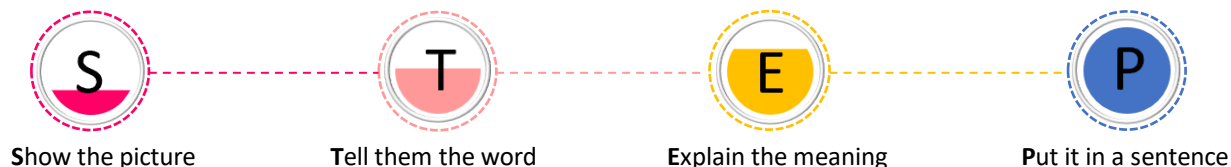
Vertim Vocabulary Pty Ltd, PO Box 138 Killara NSW Australia 2071

www.vertimvocab.com.au

© Vertim Vocabulary Pty Ltd 2020

Robust Vocabulary Instruction aims to expand the number of words (breadth of knowledge) that children can use as well as their understanding of those words (depth of knowledge).

Adults can teach specific vocabulary by adding **STEPs** to book-sharing time. That is:



Each time you share the book, use the accompanying picture cards on the following pages as outlined below. The cards are intended to be made double-sided and cut up. Where there are more than 6 cards available, choose 6 to teach over a two-week period or until your child knows the word(s).

As children need **repetition** to understand, learn and retain a word before they can use it, it is important to:

- Repeat each word 6 times every time you read the book
 1. Twice before book reading i.e. **s** show the picture, **t** tell your child the word and **e** explain the meaning (e.g. “ ___ means...” or “ ___ is a word for...”)
 2. Twice during book reading i.e. when you read the word in the story, **s** show the picture, **t** tell your child the word and **e** explain the meaning again (e.g. “ ___ means...” or “ ___ is a word for...”)
 3. Twice after book reading i.e. **s** show the picture, **t** tell your child the word and **p** put it in a sentence (context) (e.g. “I could use it in a sentence like this...”).
- Repeat the book 3 times a week over 2 weeks. That is read the book 6 times over 2 weeks.
- 6 repeats x 6 reads = 36 repetitions of the target word

SAMPLE

The goal is to engage your child in thinking about and using new words. Further tips on teaching and consolidating vocabulary are available at www.vertimvocab.com.au

Vocabulary	Child Friendly Definition	Context	Page
warm	Not too hot.	The water in my bath was nice and warm.	3
tiny	Very small.	I found a tiny bug on the flower.	3
through	Go in one side and come out the other side.	I want to put the string through the beads.	6 +
ache	When something is sore or hurts.	The man has a terrible toothache.	16
built	Make something by putting bits/parts together.	My dad built a doghouse yesterday.	20
nibbled	Take small bites.	The mouse nibbled on the cheese.	20



Licensed to:


The licensee is permitted to photocopy this material for their personal use/in their practice/school/clinic.
 Vertim Vocabulary Pty Ltd, PO Box 138 Killara NSW Australia 2071
www.vertimvocab.com.au
 © Vertim Vocabulary Pty Ltd 2020

warm



© Vertim Vocabulary Pty Ltd 2020

tiny




© Vertim Vocabulary Pty Ltd 2020

through



© Vertim Vocabulary Pty Ltd 2020

ache



© Vertim Vocabulary Pty Ltd 2020

built



© Vertim Vocabulary Pty Ltd 2020

nibbled



© Vertim Vocabulary Pty Ltd 2020

tiny

Meaning Very small.

Context I found a tiny bug on the flower.

The Very Hungry Caterpillar – Card 2
© Vertim Vocabulary Pty Ltd 2020

warm

Meaning Not too hot.

Context The water in my bath was nice and warm.

The Very Hungry Caterpillar – Card 1
© Vertim Vocabulary Pty Ltd 2020

ache

Meaning When something is sore or hurts.

Context The man has a terrible toothache.

The Very Hungry Caterpillar – Card 4
© Vertim Vocabulary Pty Ltd 2020

through

Meaning Go in one side and come out the other side.

Context I want to put the string through the beads.

The Very Hungry Caterpillar – Card 3
© Vertim Vocabulary Pty Ltd 2020

nibbled

Meaning Take small bites.

Context The mouse nibbled on the cheese.

The Very Hungry Caterpillar – Card 6
© Vertim Vocabulary Pty Ltd 2020

built

Meaning Make something by putting bits/parts together.

Context My dad built a doghouse yesterday.

The Very Hungry Caterpillar – Card 5
© Vertim Vocabulary Pty Ltd 2020